



ASSAM GOVERNMENT - IITG HEALTHCARE FOUNDATION
CIN: U85300AS2022NPL023684 REG
5th Floor, IITG Research Park, IIT Guwahati, Kamrup Rural - 781039
Regd. Office: Centre for Nanotechnology, IIT Guwahati, North Guwahati, Guwahati-781039,
Kamrup Rural, Assam, India
Email: procurement@agihf.org Ph: 0361 2910509

=====

CORRIGENDUM

Dated 31.01.2025

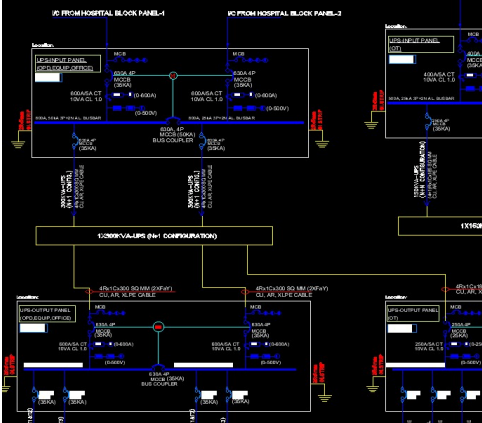
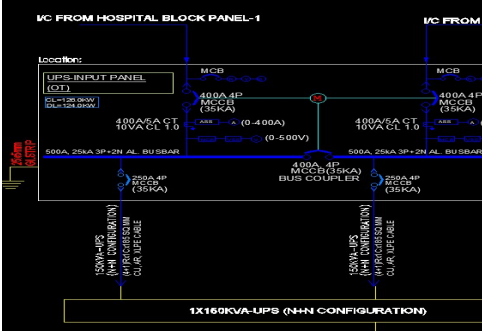
The following amendments are made in the **NIT No. AGIHF/Executing Agency/2024-25/02 dated 03.01.2025.**

Sr. No	Page No.	Existing	Amended to
1.	Drg No. 2023-076-GHP-2-S-01	Porch -1 Plan & Details (in General Details Folder)	Refer dwg no.- 2023-076-GHP-2-S-01.in link https://drive.google.com/drive/folders/1DJQWa4L-CdrdbvCkuyXVLuc4eyeu065?usp=drive_link
2.	Drg. No. 2023-076-GHP-2-S-03	Porch -3 Plan & Details (in General Details Folder)	Refer dwg no.- COMB-WD/101.1, AAHII/HOSP-T-1&2-WD/101.2 in link https://drive.google.com/drive/folders/1DJQWa4L-CdrdbvCkuyXVLuc4eyeu065?usp=drive_link
3.	Drg. No. 2023-076-GHP-3-S-01 AHII/HOSP-EL-WD-102.1 AHII/HOSP-EL-WD-101.3	Porch -2 Plan & Details (in General Details Folder)	Refer dwg no.- 2023-076-GHP-3-S-01 in link https://drive.google.com/drive/folders/1DJQWa4L-CdrdbvCkuyXVLuc4eyeu065?usp=drive_link
4.	Drg. No. 2023-076-GHP-3-S-07 Drg. No. 2023-076-GHP-3-S-08 Drg. No. 2023-076-GHP-3-S-09	Hospital 3 - Fourth Floor Framing Plan Hospital 3 - Fifth Floor Framing Plan Hospital 3 - Sixth Floor Framing Plan	Refer dwg no.- 2023-076-HB-3-S-02.B in link https://drive.google.com/drive/folders/1DJQWa4L-CdrdbvCkuyXVLuc4eyeu065?usp=drive_link
5.	Drg. No. 2023-076-H3-S-011	Mumty, Truss, Solar Pannal Lvl. Framing Plan	H2-S-11.1, 2023-076-GD-S-15.03 in link https://drive.google.com/drive/folders/1DJQWa4L-

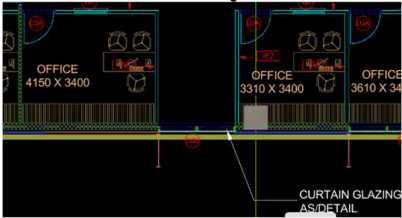
Sr. No	Page No.	Existing	Amended to
			CdrdbvCkuyXVLuc4eyeui065?usp=drive link
6.	Drg. No. 2023-076-HB-S-02.1 Drg. No. 2023-076-HB-S-02.2 Drg. No. 2023-076-HB-S-02.3 Drg. No.2023-076-HB-S-02.4 Drg. No.2023-076-HB-S-02.5 Drg. No.2023-076-HB-S-02.6 Drg. No.2023-076-HB-S-02.7	Hospital Block 3 - (Column Schedule) Foundation Level to 4th Floor Lvl.	Refer dwg no. in link https://drive.google.com/drive/folders/1DJQWa4L-CdrdbvCkuyXVLuc4eyeui065?usp=drive link 2023-076-H3-S-10.0 2023-076-H3-S-11.0 2023-076-GD-S-15.03
7.	Drg. No. 2023-076-H3-S-03.0 Drg. No. 2023-076-H3-S-03.1	Hospital Block 3 - Ground Floor Framing Plant Hospital Block 3 - Ground Floor Lvl. Beam Details.	.Refer dwg no. 2023-076-H3-S-03.1 in link https://drive.google.com/drive/folders/1DJQWa4L-CdrdbvCkuyXVLuc4eyeui065?usp=drive link
8.	Drg. No. 2023-076-H3-S-03.1	Hospital Block 3 - Ground Floor Lvl. Beam Details.	Refer dwg no. 2023-076-H3-S-03.1 in link https://drive.google.com/drive/folders/1DJQWa4L-CdrdbvCkuyXVLuc4eyeui065?usp=drive link
9.	Drg. No. 2023-076-H3-S-04.0 Drg. No. 2023-076-H3-S-04.1	Hospital Block 3 - First Floor Framing Plant Hospital Block 3 - First Floor Lvl. Beam Details.	Refer dwg no. 2023-076-H3-S-04.1 in link https://drive.google.com/drive/folders/1DJQWa4L-CdrdbvCkuyXVLuc4eyeui065?usp=drive link
10.	Drg. No. 2023-076-H3-S-01.1 Drg. No. 2023-076-H3-S-01.2 Drg. No. 2023-076-H3-S-01.3 Drg. No. 2023-076-H3-S-01.4	1. Hospital Block 3- Pile Cap Foundation Plan Bottom "X" Direction Reinf. 2. Hospital Block 3- Pile Cap Foundation Plan Bottom "Y" Direction Reinf. 3. Hospital Block 3- Pile Cap Foundation Plan Top "X" Direction Reinf. 4. Hospital Block 3- Pile Cap Foundation Plan Top "Y" Direction Reinf.	Refer dwg no. (2023-076-GD-S-01.5) in link https://drive.google.com/drive/folders/1DJQWa4L-CdrdbvCkuyXVLuc4eyeui065?usp=drive link

Sr. No	Page No.	Existing	Amended to
11.	Drg. No. AAHII/HOSP-T-3-FLR-WD/107.0	TOWER 3 -GROUND FLOOR FLOORING PLAN	Refer dwg no.- AAHII/HOSP-WD/200.7 in link https://drive.google.com/drive/folders/1DJQWa4L-CdrdbvCkuyXVLuc4eyeu065?usp=drive_link
12.	Drg. No. AAHII/HOSP-T-1&2-FLR-WD/107.1	TOWER 1&2 -FIRST FLOOR FLOORING PLAN	Refer dwg no.- AAHII/HOSP-T-1&2-FLR-WD/107.1 in link https://drive.google.com/drive/folders/1DJQWa4L-CdrdbvCkuyXVLuc4eyeu065?usp=drive_link
13.	Drg. No. AAHII/HOSP-T-1&2-FLR-WD/107.1	TOWER 1&2 - FIRST FLOOR FLOORING PLAN	Refer dwg no.- AAHII/HOSP-T-1&2-FLR-WD/107.1 in link https://drive.google.com/drive/folders/1DJQWa4L-CdrdbvCkuyXVLuc4eyeu065?usp=drive_link
14.	Part F Drawing Architecture Drawing	Combined Floor Plan AAHII/HOSP-COMB-WD/101.1	Refer dwg no.- 2023-076-H1-S-01.X in link https://drive.google.com/drive/folders/1DJQWa4L-CdrdbvCkuyXVLuc4eyeu065?usp=drive_link
15.	Part F Drawing Architecture Drawing Structure Drawing	Sixth Floor FF & E AAHII/HOSP-T- 1&2-WD/101.8A Hospital Block 3- Terrace Lvl Framing Plan 2023-076-H3-S-10.1	Refer dwg no.- AAHII/HOSP-T-3-WD/101.5 to AAHII/HOSP-T-3-WD/101.8 in link https://drive.google.com/drive/folders/1DJQWa4L-CdrdbvCkuyXVLuc4eyeu065?usp=drive_link
16.	Part F Drawing Architecture Drawing Structure Drawing	Connecting Bridge AAHII/HOSP-WD/203.3 2023-076-GD-S-15.04	Refer dwg no.- 2023-076-GD-S-15.04 in link https://drive.google.com/drive/folders/1DJQWa4L-CdrdbvCkuyXVLuc4eyeu065?usp=drive_link
17.	Part F Drawing Structure Drawing	R & D Block - Column lay out plan 2023-076-R & D-S-02.0	Refer dwg no.- 2023-076-R&D-S-02.0 in link https://drive.google.com/drive/folders/1DJQWa4L-CdrdbvCkuyXVLuc4eyeu065?usp=drive_link
18.	Part F Drawing Structure Drawing	R & D Block - Pedastal lay out plan 2023-076-R & D-S-02.0	Refer dwg no.- 2023-076-R&D-S-01.0, 2023-076-R&D-S-01.A, 2023-076-R&D-S-01.B, 2023-076-R&D-S-01.1, 2023-076-R&D-S-01.2, 2023-076-R&D-S-01.3, 2023-076-R&D-S-01.4 https://drive.google.com/drive/folders/1DJQWa4L-

Sr. No	Page No.	Existing	Amended to
			CdrdbvCkuyXVLuc4eyeu065?usp=drive link
19.	Part F Drawing Structure Drawing	Hospital Block 1, 2 & 3 Column Layout	Refer dwg no.- tower-01:2023-076-HB-1-S-02.C to 2023-076-HB-1-S-02.F tower-02:2023-076-HB-2-S-02.C to 2023-076-HB-2-S-02.G tower-03:2023-076-HB-3-S-02.B to 2023-076-HB-3-S-02.E https://drive.google.com/drive/folders/1DJQWa4L-CdrdbvCkuyXVLuc4eyeu065?usp=drive link
20.	Part F Drawing Structure Drawing	Hospital Block 1, 2 & 3 Column Schedule drawings	Refer dwg no.- 2023-076-HB-1-S-02.D, 2023-076-HB-1-S-02.E, 2023-076-HB-1-S-02.F, 2023-076-HB-2-S-02.F, 2023-076-HB-2-S-02.G, 2023-076-HB-3-S-02.C, 2023-076-HB-3-S-02.D, 2023-076-HB-3-S-02.D 2023-076-HB-3-S-02.E https://drive.google.com/drive/folders/1DJQWa4L-CdrdbvCkuyXVLuc4eyeu065?usp=drive link
21.	Part F Drawing Structure Drawing	Hospital Block 1,2 & 3 Column Schedule drawings	Refer dwg no.- 2023-076-HB-1-S-02.D, 2023-076-HB-1-S-02.E, 2023-076-HB-1-S-02.F, 2023-076-HB-2-S-02.F, 2023-076-HB-2-S-02.G, 2023-076-HB-3-S-02.C, 2023-076-HB-3-S-02.D, 2023-076-HB-3-S-02.D 2023-076-HB-3-S-02.E https://drive.google.com/drive/folders/1DJQWa4L-CdrdbvCkuyXVLuc4eyeu065?usp=drive link
22.	Part F Drawing Architecture Drawing Structure Drawings	Service Block AAHII/SERV-WD/109.1A 2023-076-SB-S-05.0	Refer dwg no.- 2023-076-SB-S-02.3 2023-076-SB-S-05.0 IN LINK https://drive.google.com/drive/folders/1DJQWa4L-CdrdbvCkuyXVLuc4eyeu065?usp=drive link
23.	Part B-C-D Page no. 844	1. UPS For Small Medical & Office Equipment : UPS as described above which includes 1 No 400 KVA/KW Modular Frame filled with 6x60 KW Hot-Swappable Power Modules and providing (n+1)	Refer the revised SLD. (DRG TITLE : MAIN SINGLE LINE DIAGRAM (UPS) DRG NO : AAHII / HOSP - WD - EL - SLD _ 05). https://drive.google.com/drive/folders/1DJQWa4L-CdrdbvCkuyXVLuc4eyeu065?usp=drive link

Sr. No	Page No.	Existing	Amended to
.	<p>DRG TITLE : MAIN SINGLE LINE DIAGRAM (UPS) DRG NO : AAHII / HOSP - WD - EL - SLD _ 05</p>	<p>redundancy to 300kVA load along with Transformer, battery, battery accessories - (for Small Medical & Office Equipment)</p> 	<p>CdrdbvCkuyXVLuc4eyeu065?usp=drive link</p>
24.	<p>Part B-C-D Page no. 845</p> <p>DRG TITLE : MAIN SINGLE LINE DIAGRAM (UPS) DRG NO : AAHII / HOSP - WD - EL - SLD _ 05</p>	<p>2.0 UPS for OT : UPS as described above which includes 2 Nos. 200 KVA/KW Modular Frame, each filled upto 6x25 KW Modules and working in parallel redundant configuration to provide (n+n) redundancy to 150kVA load along with Transformer, battery, battery accessories - (for OT)</p> 	<p>Refer revised SLD. (DRG TITLE : MAIN SINGLE LINE DIAGRAM (UPS) DRG NO : AAHII / HOSP - WD - EL - SLD _ 05) https://drive.google.com/drive/folders/1DJQWa4L-CdrdbvCkuyXVLuc4eyeu065?usp=drive link</p>
25.	<p>Part B-C-D Page no. 845</p> <p>DRG TITLE : MAIN SINGLE LINE</p>	<p>3. UPS for Hospital Elevators :- Supply of 3x120kVA Monolithic UPS in parallel redundant (n+1) configuration at 0.99 input power factor with SNMP card, compatible for BMS connectivity on backnet/ MODBUS, as per specification given in the document with following broad features.</p>	<p>Refer revised SLD. (DRG TITLE : MAIN SINGLE LINE DIAGRAM (UPS) DRG NO : AAHII / HOSP - WD - EL - SLD _ 05) https://drive.google.com/drive/folders/1DJQWa4L-CdrdbvCkuyXVLuc4eyeu065?usp=drive link</p>

Sr. No	Page No.	Existing	Amended to
	DIAGRAM (UPS) DRG NO : AAHII / HOSP - WD - EL - SLD _ 05		
26.	108.1F_IRON MONGERY		Refer dwg no.- AAHII/HOSP- WD/108.1F in link https://drive.google.com/drive/folders/1DJQWa4L-CdrdbvCkuyXVLuc4eyeu065?usp=drive link
27.	Corrigendum-3-Dwgs. Building Elevations	Facade DBR	Refer given link https://drive.google.com/drive/folders/1DJQWa4L-CdrdbvCkuyXVLuc4eyeu065?usp=drive link
28.	Drg. No. 2023-076-H1-S-01.B / Hospital Tower 1	Soft copies of listed drawings of Hospital Building Tower -1 Pile foundation drawings are corrupted, please furnish for our needful. 1. IIT_GUWAHATI_HOSPITAL BLOCK-1 PEDESTAL LAYOUT PLAN & DETAILS 2023-076-H1-S-01. B 2. IIT_GUWAHATI_HOSPITAL BLOCK-1 PILE CAP FOUNDATION PLAN BOTTOM _X_ DIRECTION REINF. 2023-076-H1-S-01.1 3. IIT_GUWAHATI_HOSPITAL BLOCK-1 PILE CAP FOUNDATION PLAN BOTTOM _Y_ DIRECTION REINF. 2023-076-H1-S-01.2 4. IIT_GUWAHATI_HOSPITAL BLOCK-1 PILE CAP FOUNDATION PLAN TOP _X_ DIRECTION REINF. 2023-076-H1-S-01.3 5. IIT_GUWAHATI_HOSPITAL BLOCK-1 PILE CAP FOUNDATION PLAN TOP _Y_ DIRECTION REINF. 2023-076-H1-S-01.4.	Refer dwg no.- 2023-076-H1-S-01.0, 2023-076-H1-S-01.A, 2023-076-H1-S-01.B, 2023-076-H1-S-01.1, 2023-076-H1-S-01.2, 2023-076-H1-S-01.3, 2023-076-H1-S-01.4 link https://drive.google.com/drive/folders/1DJQWa4L-CdrdbvCkuyXVLuc4eyeu065?usp=drive link

Sr. No	Page No.	Existing	Amended to
29.	Corrigendum - 2 PART B_C_D / List of approve makes	List of Make for EPS Insulation	Styrene Packing/Mettur Beardsell/ Toshiba/ Thermobreak
30.	Corrigendum-3-Drawings / Str. drawings		Refer dwg no.- 2023-076-H3-S-03.1 in link https://drive.google.com/drive/folders/1DJQWa4L-CdrdbvCkuyXVLuc4eyeui065?usp=drive_link
31.	Architectural Drawings	<p>In the elevation drawing on 6th floor, between the grid line 15 & 16, there are two CG3 curtain glazing, whereas in the 6th floor plan, there is only one CG3 curtain glazing. Please clarify the mismatch in the façade.</p> 	Refer dwg no.- AAHII/HOSP-EL-WD/102.1 in link https://drive.google.com/drive/folders/1DJQWa4L-CdrdbvCkuyXVLuc4eyeui065?usp=drive_link
32.	Part B-C-D Pg No. 168 Sl. 2.0	We request to provide the thickness of expansion Joint	Refer dwg no.- 2023-076-EXP-S-01.0. in link https://drive.google.com/drive/folders/1DJQWa4L-CdrdbvCkuyXVLuc4eyeui065?usp=drive_link

The above amendments may please be noted. Other terms and conditions will remain unchanged. This corrigendum shall be a part of the tender document.

Sd/
Tender Inviting Authority, AGIHF